



































| Q4(b). I feel safe while at school |             |                 |        |                                 |            |
|------------------------------------|-------------|-----------------|--------|---------------------------------|------------|
| Responses                          | Count       | Assigned Weight | %      | Percentage of total respondents |            |
| Strongly Disagree                  | 278         | 1               | 2.97%  |                                 |            |
| Disagree                           | 431         | 2               | 4.60%  |                                 |            |
| Neither Disagree nor Agree         | 1275        | 3               | 13.60% |                                 |            |
| Agree                              | 4204        | 4               | 44.86% |                                 |            |
| Strongly Agree                     | 3184        | 5               | 33.97% |                                 |            |
| <b>Weighted Score: 4.02</b>        |             |                 |        |                                 |            |
| <b>Total Responses</b>             | <b>9372</b> |                 |        | <b>20%</b>                      | <b>40%</b> |
|                                    |             |                 |        | <b>60%</b>                      | <b>80%</b> |
|                                    |             |                 |        | <b>100%</b>                     |            |

How strongly do you agree or disagree with the following statements?  
**Q5. .**

| Q5(a). I feel safe during lunchtime at school. |             |                 |        |                                 |            |
|--|-------------|-----------------|--------|---------------------------------|------------|
| Responses                                      | Count       | Assigned Weight | %      | Percentage of total respondents |            |
| Strongly Disagree                              | 195         | 1               | 8.74%  |                                 |            |
| Disagree                                       | 190         | 2               | 8.51%  |                                 |            |
| Neither Disagree nor Agree                     | 538         | 3               | 24.10% |                                 |            |
| Agree  | 932         | 4               | 41.76% |                                 |            |
| Strongly Agree                                 | 377         | 5               | 16.89% |                                 |            |
| <b>Weighted Score: 3.50</b>                    |             |                 |        |                                 |            |
| <b>Total Responses</b>                         | <b>2232</b> |                 |        | <b>20%</b>                      | <b>40%</b> |
|  |             |                 |        | <b>60%</b>                      | <b>80%</b> |
|  |             |                 |        | <b>100%</b>                     |            |

| Q5(b). I feel safe in the restrooms at school. |             |                 |        |                                 |            |
|--|-------------|-----------------|--------|---------------------------------|------------|
| Responses                                      | Count       | Assigned Weight | %      | Percentage of total respondents |            |
| Strongly Disagree                              | 291         | 1               | 13.32% |                                 |            |
| Disagree                                       | 340         | 2               | 15.57% |                                 |            |
| Neither Disagree nor Agree                     | 609         | 3               | 27.88% |                                 |            |
| Agree  | 683         | 4               | 31.27% |                                 |            |
| Strongly Agree                                 | 261         | 5               | 11.95% |                                 |            |
| <b>Weighted Score: 3.13</b>                    |             |                 |        |                                 |            |
| <b>Total Responses</b>                         | <b>2184</b> |                 |        | <b>20%</b>                      | <b>40%</b> |
|  |             |                 |        | <b>60%</b>                      | <b>80%</b> |
|  |             |                 |        | <b>100%</b>                     |            |

| Q5(c). I feel safe moving between classes |       |                 |        |                                 |  |
|---|-------|-----------------|--------|---------------------------------|--|
| Responses                                 | Count | Assigned Weight | %      | Percentage of total respondents |  |
| Strongly Disagree                         | 182   | 1               | 8.27%  |                                 |  |
| Disagree                                  | 233   | 2               | 10.58% |                                 |  |

|                             |             |   |        |  |
|-----------------------------|-------------|---|--------|--|
| Neither Disagree nor Agree  | 550         | 3 | 24.98% |  |
| Agree                       | 874         | 4 | 39.69% |  |
| Strongly Agree              | 363         | 5 | 16.49% |  |
| <b>Weighted Score: 3.46</b> |             |   |        |  |
| <b>Total Responses</b>      | <b>2202</b> |   |        |  |

During the past 30 days, how many times on school property have you:  
**Q6. .**

**Q6(a). been grabbed, shoved, punched or kicked by someone being mean?**

| Responses                   | Count       | Assigned Weight | %      | Percentage of total respondents |
|-----------------------------|-------------|-----------------|--------|---------------------------------|
| 0 times                     | 5711        | 1               | 59.46% |                                 |
| 1-2 times                   | 2289        | 2               | 23.83% |                                 |
| 3-4 times                   | 753         | 3               | 7.84%  |                                 |
| 5-6 times                   | 232         | 4               | 2.42%  |                                 |
| 7 or more                   | 620         | 5               | 6.45%  |                                 |
| <b>Weighted Score: 1.73</b> |             |                 |        |                                 |
| <b>Total Responses</b>      | <b>9605</b> |                 |        |                                 |

**Q6(b). been cursed at, verbally threatened, or made fun of by someone being mean**

| Responses                   | Count       | Assigned Weight | %      | Percentage of total respondents |
|-----------------------------|-------------|-----------------|--------|---------------------------------|
| 0 times                     | 4326        | 1               | 45.23% |                                 |
| 1-2 times                   | 2609        | 2               | 27.28% |                                 |
| 3-4 times                   | 998         | 3               | 10.43% |                                 |
| 5-6 times                   | 440         | 4               | 4.60%  |                                 |
| 7 or more                   | 1191        | 5               | 12.45% |                                 |
| <b>Weighted Score: 2.12</b> |             |                 |        |                                 |
| <b>Total Responses</b>      | <b>9564</b> |                 |        |                                 |

**Q6(c). been in a physical fight?**

| Responses                   | Count | Assigned Weight | %      | Percentage of total respondents |
|-----------------------------|-------|-----------------|--------|---------------------------------|
| 0 times                     | 7742  | 1               | 81.60% |                                 |
| 1-2 times                   | 1191  | 2               | 12.55% |                                 |
| 3-4 times                   | 273   | 3               | 2.88%  |                                 |
| 5-6 times                   | 87    | 4               | 0.92%  |                                 |
| 7 or more                   | 195   | 5               | 2.06%  |                                 |
| <b>Weighted Score: 1.29</b> |       |                 |        |                                 |

|                        |             |  |            |            |            |            |             |
|------------------------|-------------|--|------------|------------|------------|------------|-------------|
| <b>Total Responses</b> | <b>9488</b> |  | <b>20%</b> | <b>40%</b> | <b>60%</b> | <b>80%</b> | <b>100%</b> |
|------------------------|-------------|--|------------|------------|------------|------------|-------------|

**Q6(d). seen another student with a gun, knife, or other weapon?**

| Responses                   | Count       | Assigned Weight | %          | Percentage of total respondents |            |            |             |
|-----------------------------|-------------|-----------------|------------|---------------------------------|------------|------------|-------------|
| 0 times                     | 7810        | 1               | 81.94%     |                                 |            |            |             |
| 1-2 times                   | 1291        | 2               | 13.55%     |                                 |            |            |             |
| 3-4 times                   | 218         | 3               | 2.29%      |                                 |            |            |             |
| 5-6 times                   | 70          | 4               | 0.73%      |                                 |            |            |             |
| 7 or more                   | 142         | 5               | 1.49%      |                                 |            |            |             |
| <b>Weighted Score: 1.26</b> |             |                 |            |                                 |            |            |             |
| <b>Total Responses</b>      | <b>9531</b> |                 | <b>20%</b> | <b>40%</b>                      | <b>60%</b> | <b>80%</b> | <b>100%</b> |

**Q6(e). been threatened with a gun, knife, or other weapon?**

| Responses                   | Count       | Assigned Weight | %          | Percentage of total respondents |            |            |             |
|-----------------------------|-------------|-----------------|------------|---------------------------------|------------|------------|-------------|
| 0 times                     | 8965        | 1               | 94.35%     |                                 |            |            |             |
| 1-2 times                   | 363         | 2               | 3.82%      |                                 |            |            |             |
| 3-4 times                   | 76          | 3               | 0.80%      |                                 |            |            |             |
| 5-6 times                   | 20          | 4               | 0.21%      |                                 |            |            |             |
| 7 or more                   | 78          | 5               | 0.82%      |                                 |            |            |             |
| <b>Weighted Score: 1.09</b> |             |                 |            |                                 |            |            |             |
| <b>Total Responses</b>      | <b>9502</b> |                 | <b>20%</b> | <b>40%</b>                      | <b>60%</b> | <b>80%</b> | <b>100%</b> |

**Q6(f). had property stolen or deliberately damaged, such as your books, clothing, or car?**

| Responses                   | Count       | Assigned Weight | %          | Percentage of total respondents |            |            |             |
|-----------------------------|-------------|-----------------|------------|---------------------------------|------------|------------|-------------|
| 0 times                     | 6843        | 1               | 71.61%     |                                 |            |            |             |
| 1-2 times                   | 1994        | 2               | 20.87%     |                                 |            |            |             |
| 3-4 times                   | 421         | 3               | 4.41%      |                                 |            |            |             |
| 5-6 times                   | 95          | 4               | 0.99%      |                                 |            |            |             |
| 7 or more                   | 203         | 5               | 2.12%      |                                 |            |            |             |
| <b>Weighted Score: 1.41</b> |             |                 |            |                                 |            |            |             |
| <b>Total Responses</b>      | <b>9556</b> |                 | <b>20%</b> | <b>40%</b>                      | <b>60%</b> | <b>80%</b> | <b>100%</b> |

**Q6(g). received cruel, vicious, or threatening messages through text messaging, email, or social networking sites?**

| Responses | Count | Assigned Weight | %      | Percentage of total respondents |
|-----------|-------|-----------------|--------|---------------------------------|
| 0 times   | 7994  | 1               | 83.51% |                                 |
| 1-2 times | 1004  | 2               | 10.49% |                                 |
| 3-4 times | 279   | 3               | 2.91%  |                                 |

|                             |             |     |       |   |     |     |     |     |      |
|-----------------------------|-------------|-----|-------|---|-----|-----|-----|-----|------|
| 5-6 times                   | 99          | 4   | 1.03% |   |     |     |     |     |      |
| 7 or more                   | 196         | 5   | 2.05% |   |     |     |     |     |      |
| <b>Weighted Score: 1.28</b> |             |     |       |   |     |     |     |     |      |
| <b>Total Responses</b>      | <b>9572</b> |     |       | <table border="1" style="display: inline-table; vertical-align: middle;"> <tr> <td>20%</td> <td>40%</td> <td>60%</td> <td>80%</td> <td>100%</td> </tr> </table> | 20% | 40% | 60% | 80% | 100% |
| 20%                         | 40%         | 60% | 80%   | 100%  |     |     |     |     |      |

**Q6(h). had someone take your picture and forward it to other people's phones or posted it on the internet without my knowledge or consent?**

| Responses                   | Count       | Assigned Weight | %      | Percentage of total respondents   |     |     |     |     |      |
|-----------------------------|-------------|-----------------|--------|---|-----|-----|-----|-----|------|
| 0 times                     | 8716        | 1               | 91.06% |   |     |     |     |     |      |
| 1-2 times                   | 644         | 2               | 6.73%  |   |     |     |     |     |      |
| 3-4 times                   | 102         | 3               | 1.07%  |   |     |     |     |     |      |
| 5-6 times                   | 31          | 4               | 0.32%  |   |     |     |     |     |      |
| 7 or more                   | 79          | 5               | 0.83%  |   |     |     |     |     |      |
| <b>Weighted Score: 1.13</b> |             |                 |        |   |     |     |     |     |      |
| <b>Total Responses</b>      | <b>9572</b> |                 |        | <table border="1" style="display: inline-table; vertical-align: middle;"> <tr> <td>20%</td> <td>40%</td> <td>60%</td> <td>80%</td> <td>100%</td> </tr> </table> | 20% | 40% | 60% | 80% | 100% |
| 20%                         | 40%         | 60%             | 80%    | 100%  |     |     |     |     |      |

**Q6(i). had someone hack into your email account or used your phone to send mean or embarrassing material to others?**

| Responses                   | Count       | Assigned Weight | %      | Percentage of total respondents   |     |     |     |     |      |
|-----------------------------|-------------|-----------------|--------|---|-----|-----|-----|-----|------|
| 0 times                     | 8784        | 1               | 91.99% |   |     |     |     |     |      |
| 1-2 times                   | 537         | 2               | 5.62%  |   |     |     |     |     |      |
| 3-4 times                   | 107         | 3               | 1.12%  |   |     |     |     |     |      |
| 5-6 times                   | 33          | 4               | 0.35%  |   |     |     |     |     |      |
| 7 or more                   | 88          | 5               | 0.92%  |   |     |     |     |     |      |
| <b>Weighted Score: 1.13</b> |             |                 |        |   |     |     |     |     |      |
| <b>Total Responses</b>      | <b>9549</b> |                 |        | <table border="1" style="display: inline-table; vertical-align: middle;"> <tr> <td>20%</td> <td>40%</td> <td>60%</td> <td>80%</td> <td>100%</td> </tr> </table> | 20% | 40% | 60% | 80% | 100% |
| 20%                         | 40%         | 60%             | 80%    | 100%  |     |     |     |     |      |

**Q6(j). been targeted, such as teased, called mean names, or was physically attacked, by another student?**

| Responses                   | Count       | Assigned Weight | %      | Percentage of total respondents   |     |     |     |     |      |
|-----------------------------|-------------|-----------------|--------|---|-----|-----|-----|-----|------|
| 0 times                     | 6133        | 1               | 64.34% |   |     |     |     |     |      |
| 1-2 times                   | 2047        | 2               | 21.48% |   |     |     |     |     |      |
| 3-4 times                   | 582         | 3               | 6.11%  |   |     |     |     |     |      |
| 5-6 times                   | 189         | 4               | 1.98%  |   |     |     |     |     |      |
| 7 or more                   | 581         | 5               | 6.10%  |   |     |     |     |     |      |
| <b>Weighted Score: 1.64</b> |             |                 |        |   |     |     |     |     |      |
| <b>Total Responses</b>      | <b>9532</b> |                 |        | <table border="1" style="display: inline-table; vertical-align: middle;"> <tr> <td>20%</td> <td>40%</td> <td>60%</td> <td>80%</td> <td>100%</td> </tr> </table> | 20% | 40% | 60% | 80% | 100% |
| 20%                         | 40%         | 60%             | 80%    | 100%  |     |     |     |     |      |

Please indicate the reason(s) why you were targeted:  
**Q7.**

7.  
(a).Your race, ethnicity, or national origin.

| Responses              | Count       | %      | Percentage of total respondents |            |            |            |             |
|------------------------|-------------|--------|---------------------------------|------------|------------|------------|-------------|
| Yes                    | 686         | 20.00% |                                 |            |            |            |             |
| No                     | 1932        | 56.33% |                                 |            |            |            |             |
| Don't Know             | 812         | 23.67% |                                 |            |            |            |             |
| <b>Total Responses</b> | <b>3430</b> |        | <b>20%</b>                      | <b>40%</b> | <b>60%</b> | <b>80%</b> | <b>100%</b> |

7.  
(b).Your religious beliefs.

| Responses              | Count       | %      | Percentage of total respondents |            |            |            |             |
|------------------------|-------------|--------|---------------------------------|------------|------------|------------|-------------|
| Yes                    | 384         | 11.25% |                                 |            |            |            |             |
| No                     | 2482        | 72.72% |                                 |            |            |            |             |
| Don't Know             | 547         | 16.03% |                                 |            |            |            |             |
| <b>Total Responses</b> | <b>3413</b> |        | <b>20%</b>                      | <b>40%</b> | <b>60%</b> | <b>80%</b> | <b>100%</b> |

7.  
(c).Your gender (being male or female).

| Responses              | Count       | %      | Percentage of total respondents |            |            |            |             |
|------------------------|-------------|--------|---------------------------------|------------|------------|------------|-------------|
| Yes                    | 626         | 18.37% |                                 |            |            |            |             |
| No                     | 2252        | 66.08% |                                 |            |            |            |             |
| Don't Know             | 530         | 15.55% |                                 |            |            |            |             |
| <b>Total Responses</b> | <b>3408</b> |        | <b>20%</b>                      | <b>40%</b> | <b>60%</b> | <b>80%</b> | <b>100%</b> |

7.  
(d).A physical or mental disability.

| Responses              | Count       | %      | Percentage of total respondents |            |            |            |             |
|------------------------|-------------|--------|---------------------------------|------------|------------|------------|-------------|
| Yes                    | 281         | 8.26%  |                                 |            |            |            |             |
| No                     | 2684        | 78.87% |                                 |            |            |            |             |
| Don't Know             | 438         | 12.87% |                                 |            |            |            |             |
| <b>Total Responses</b> | <b>3403</b> |        | <b>20%</b>                      | <b>40%</b> | <b>60%</b> | <b>80%</b> | <b>100%</b> |

7.  
(e).Because of the way I dress.

| Responses              | Count       | %      | Percentage of total respondents |            |            |            |             |
|------------------------|-------------|--------|---------------------------------|------------|------------|------------|-------------|
| Yes                    | 812         | 23.93% |                                 |            |            |            |             |
| No                     | 2071        | 61.04% |                                 |            |            |            |             |
| Don't Know             | 510         | 15.03% |                                 |            |            |            |             |
| <b>Total Responses</b> | <b>3393</b> |        | <b>20%</b>                      | <b>40%</b> | <b>60%</b> | <b>80%</b> | <b>100%</b> |

7.  
(f).Because you are gay, lesbian, bisexual, or someone thought you were.

| Responses | Count | %      | Percentage of total respondents |  |  |  |  |
|-----------|-------|--------|---------------------------------|--|--|--|--|
| Yes       | 515   | 15.16% |                                 |  |  |  |  |

|                        |             |        |            |            |            |            |             |
|------------------------|-------------|--------|------------|------------|------------|------------|-------------|
| No                     | 2499        | 73.54% |            |            |            |            |             |
| Don't Know             | 384         | 11.30% |            |            |            |            |             |
| <b>Total Responses</b> | <b>3398</b> |        | <b>20%</b> | <b>40%</b> | <b>60%</b> | <b>80%</b> | <b>100%</b> |

7.  
(g).Because of my physical characteristics (weight, height, hair color).

| Responses              | Count       | %      | Percentage of total respondents |            |            |            |             |
|------------------------|-------------|--------|---------------------------------|------------|------------|------------|-------------|
| Yes                    | 1494        | 43.58% |                                 |            |            |            |             |
| No                     | 1404        | 40.96% |                                 |            |            |            |             |
| Don't Know             | 530         | 15.46% |                                 |            |            |            |             |
| <b>Total Responses</b> | <b>3428</b> |        | <b>20%</b>                      | <b>40%</b> | <b>60%</b> | <b>80%</b> | <b>100%</b> |

| Q9. Do you ride the school bus? |             |        |                                 |            |            |            |             |
|---------------------------------|-------------|--------|---------------------------------|------------|------------|------------|-------------|
| Responses                       | Count       | %      | Percentage of total respondents |            |            |            |             |
| Yes                             | 3823        | 39.58% |                                 |            |            |            |             |
| No                              | 5835        | 60.42% |                                 |            |            |            |             |
| <b>Total Responses</b>          | <b>9658</b> |        | <b>20%</b>                      | <b>40%</b> | <b>60%</b> | <b>80%</b> | <b>100%</b> |

| During the past 30 days, how many times on the school bus have you:       |             |        |                                 |            |            |            |             |
|---|-------------|--------|---------------------------------|------------|------------|------------|-------------|
| Q10.  |             |        |                                 |            |            |            |             |
| 10.<br>(a).been grabbed, shoved, punched or kicked by someone being mean? |             |        |                                 |            |            |            |             |
| Responses   | Count       | %      | Percentage of total respondents |            |            |            |             |
| 0 times   | 2903        | 76.66% |                                 |            |            |            |             |
| 1-2 times   | 556         | 14.68% |                                 |            |            |            |             |
| 3-4 times   | 160         | 4.22%  |                                 |            |            |            |             |
| 5-6 times   | 38          | 1.00%  |                                 |            |            |            |             |
| 7 or more   | 130         | 3.43%  |                                 |            |            |            |             |
| <b>Total Responses</b>  | <b>3787</b> |        | <b>20%</b>                      | <b>40%</b> | <b>60%</b> | <b>80%</b> | <b>100%</b> |

10.  
(b).been cursed at, threatened, or made fun of by someone being mean?

| Responses              | Count       | %      | Percentage of total respondents |            |            |            |             |
|------------------------|-------------|--------|---------------------------------|------------|------------|------------|-------------|
| 0 times                | 2487        | 65.99% |                                 |            |            |            |             |
| 1-2 times              | 732         | 19.42% |                                 |            |            |            |             |
| 3-4 times              | 245         | 6.50%  |                                 |            |            |            |             |
| 5-6 times              | 79          | 2.10%  |                                 |            |            |            |             |
| 7 or more              | 226         | 6.00%  |                                 |            |            |            |             |
| <b>Total Responses</b> | <b>3769</b> |        | <b>20%</b>                      | <b>40%</b> | <b>60%</b> | <b>80%</b> | <b>100%</b> |

How strongly do you agree or disagree with the following statements?

Q11. .

Q11(a). I feel safe at school bus stops.

| Responses                   | Count       | Assigned Weight | %      | Percentage of total respondents |            |            |            |             |
|-----------------------------|-------------|-----------------|--------|---------------------------------|------------|------------|------------|-------------|
| Strongly Disagree           | 157         | 1               | 4.15%  |                                 |            |            |            |             |
| Disagree                    | 170         | 2               | 4.49%  |                                 |            |            |            |             |
| Neither Disagree nor Agree  | 566         | 3               | 14.97% |                                 |            |            |            |             |
| Agree                       | 1576        | 4               | 41.67% |                                 |            |            |            |             |
| Strongly Agree              | 1313        | 5               | 34.72% |                                 |            |            |            |             |
| <b>Weighted Score: 3.98</b> |             |                 |        |                                 |            |            |            |             |
| <b>Total Responses</b>      | <b>3782</b> |                 |        | <b>20%</b>                      | <b>40%</b> | <b>60%</b> | <b>80%</b> | <b>100%</b> |

Q11(b). I feel safe riding the school bus.

| Responses                   | Count       | Assigned Weight | %      | Percentage of total respondents |            |            |            |             |
|-----------------------------|-------------|-----------------|--------|---------------------------------|------------|------------|------------|-------------|
| Strongly Disagree           | 145         | 1               | 3.84%  |                                 |            |            |            |             |
| Disagree                    | 170         | 2               | 4.50%  |                                 |            |            |            |             |
| Neither Disagree nor Agree  | 549         | 3               | 14.54% |                                 |            |            |            |             |
| Agree                       | 1600        | 4               | 42.38% |                                 |            |            |            |             |
| Strongly Agree              | 1311        | 5               | 34.73% |                                 |            |            |            |             |
| <b>Weighted Score: 4.00</b> |             |                 |        |                                 |            |            |            |             |
| <b>Total Responses</b>      | <b>3775</b> |                 |        | <b>20%</b>                      | <b>40%</b> | <b>60%</b> | <b>80%</b> | <b>100%</b> |

Q12. Do you participate in any extra-curricular activities? (such as sports, drama, band, debate, or others)

| Responses              | Count       | %      | Percentage of total respondents |            |            |            |             |
|------------------------|-------------|--------|---------------------------------|------------|------------|------------|-------------|
| Yes                    | 6071        | 62.86% |                                 |            |            |            |             |
| No                     | 3587        | 37.14% |                                 |            |            |            |             |
| <b>Total Responses</b> | <b>9658</b> |        | <b>20%</b>                      | <b>40%</b> | <b>60%</b> | <b>80%</b> | <b>100%</b> |

During the past 30 days, how many times at an extra-curricular activity have you:

Q13.

13.

(a).been grabbed, shoved, punched or kicked by someone being mean?

| Responses | Count | %      | Percentage of total respondents |  |  |  |  |
|-----------|-------|--------|---------------------------------|--|--|--|--|
| 0 times   | 4748  | 78.94% |                                 |  |  |  |  |
| 1-2 times | 807   | 13.42% |                                 |  |  |  |  |
| 3-4 times | 205   | 3.41%  |                                 |  |  |  |  |
| 5-6 times | 71    | 1.18%  |                                 |  |  |  |  |

|                        |             |       |            |            |            |            |             |
|------------------------|-------------|-------|------------|------------|------------|------------|-------------|
| 7 or more              | 184         | 3.06% |            |            |            |            |             |
| <b>Total Responses</b> | <b>6015</b> |       | <b>20%</b> | <b>40%</b> | <b>60%</b> | <b>80%</b> | <b>100%</b> |

13.  
(b).been cursed at, threatened, or made fun of by someone being mean?

| Responses              | Count       | %      | Percentage of total respondents |            |            |            |             |
|------------------------|-------------|--------|---------------------------------|------------|------------|------------|-------------|
| 0 times                | 4314        | 71.98% |                                 |            |            |            |             |
| 1-2 times              | 1013        | 16.90% |                                 |            |            |            |             |
| 3-4 times              | 282         | 4.71%  |                                 |            |            |            |             |
| 5-6 times              | 85          | 1.42%  |                                 |            |            |            |             |
| 7 or more              | 299         | 4.99%  |                                 |            |            |            |             |
| <b>Total Responses</b> | <b>5993</b> |        | <b>20%</b>                      | <b>40%</b> | <b>60%</b> | <b>80%</b> | <b>100%</b> |

Please indicate whether each statement is true or false:

**Q14.**

14.  
(a).I know the purpose of Secret Witness.

| Responses              | Count       | %      | Percentage of total respondents |            |            |            |             |
|------------------------|-------------|--------|---------------------------------|------------|------------|------------|-------------|
| TRUE                   | 7079        | 73.69% |                                 |            |            |            |             |
| FALSE                  | 837         | 8.71%  |                                 |            |            |            |             |
| Don't Know             | 1691        | 17.60% |                                 |            |            |            |             |
| <b>Total Responses</b> | <b>9607</b> |        | <b>20%</b>                      | <b>40%</b> | <b>60%</b> | <b>80%</b> | <b>100%</b> |

14.  
(b).I know where to find the phone and/or text number for Secret Witness.

| Responses              | Count       | %      | Percentage of total respondents |            |            |            |             |
|------------------------|-------------|--------|---------------------------------|------------|------------|------------|-------------|
| TRUE                   | 4933        | 51.47% |                                 |            |            |            |             |
| FALSE                  | 2410        | 25.14% |                                 |            |            |            |             |
| Don't Know             | 2242        | 23.39% |                                 |            |            |            |             |
| <b>Total Responses</b> | <b>9585</b> |        | <b>20%</b>                      | <b>40%</b> | <b>60%</b> | <b>80%</b> | <b>100%</b> |

14.  
(c).I know who to go to for help if I am bullied in school.

| Responses              | Count       | %      | Percentage of total respondents |            |            |            |             |
|------------------------|-------------|--------|---------------------------------|------------|------------|------------|-------------|
| TRUE                   | 8783        | 91.59% |                                 |            |            |            |             |
| FALSE                  | 435         | 4.54%  |                                 |            |            |            |             |
| Don't Know             | 371         | 3.87%  |                                 |            |            |            |             |
| <b>Total Responses</b> | <b>9589</b> |        | <b>20%</b>                      | <b>40%</b> | <b>60%</b> | <b>80%</b> | <b>100%</b> |

14.  
(d).I know the locations of fire extinguishers in my school.

| Responses | Count | %      | Percentage of total respondents |  |  |  |  |
|-----------|-------|--------|---------------------------------|--|--|--|--|
| TRUE      | 5830  | 60.96% |                                 |  |  |  |  |

|                        |             |        |  |
|------------------------|-------------|--------|--|
| FALSE                  | 2287        | 23.92% |  |
| Don't Know             | 1446        | 15.12% |  |
| <b>Total Responses</b> | <b>9563</b> |        |  |

14.  
(e).I know how to use a fire extinguisher.

| Responses              | Count       | %      | Percentage of total respondents |
|------------------------|-------------|--------|---------------------------------|
| TRUE                   | 5187        | 54.62% |                                 |
| FALSE                  | 2951        | 31.07% |                                 |
| Don't Know             | 1359        | 14.31% |                                 |
| <b>Total Responses</b> | <b>9497</b> |        |                                 |

14.  
(f).In the case of a fire, I know to leave the school and clear 50 feet away from the building.

| Responses              | Count       | %      | Percentage of total respondents |
|------------------------|-------------|--------|---------------------------------|
| TRUE                   | 8667        | 90.55% |                                 |
| FALSE                  | 494         | 5.16%  |                                 |
| Don't Know             | 411         | 4.29%  |                                 |
| <b>Total Responses</b> | <b>9572</b> |        |                                 |

14.  
(g).I know the locations of the emergency exits at my school.

| Responses              | Count       | %      | Percentage of total respondents |
|------------------------|-------------|--------|---------------------------------|
| TRUE                   | 7751        | 81.12% |                                 |
| FALSE                  | 1087        | 11.38% |                                 |
| Don't Know             | 717         | 7.50%  |                                 |
| <b>Total Responses</b> | <b>9555</b> |        |                                 |

14.  
(h).I would take cover under tables or desks in the event of an explosion, earthquake, or crash while I am in the school building.

| Responses              | Count       | %      | Percentage of total respondents |
|------------------------|-------------|--------|---------------------------------|
| TRUE                   | 8791        | 91.75% |                                 |
| FALSE                  | 442         | 4.61%  |                                 |
| Don't Know             | 348         | 3.63%  |                                 |
| <b>Total Responses</b> | <b>9581</b> |        |                                 |




14.  
(i).If I saw a suspicious object or potential bomb at school, I would immediately alert School Police or an adult at school.

| Responses  | Count | %      | Percentage of total respondents |
|------------|-------|--------|---------------------------------|
| TRUE       | 8265  | 86.43% |                                 |
| FALSE      | 585   | 6.12%  |                                 |
| Don't Know | 713   | 7.46%  |                                 |

|                        |             |  |            |            |            |            |             |
|------------------------|-------------|--|------------|------------|------------|------------|-------------|
| <b>Total Responses</b> | <b>9563</b> |  | <b>20%</b> | <b>40%</b> | <b>60%</b> | <b>80%</b> | <b>100%</b> |
|------------------------|-------------|--|------------|------------|------------|------------|-------------|




14.

(j).In the event of an emergency at school I know what to do.

| Responses              | Count       | %      | Percentage of total respondents  |
|------------------------|-------------|--------|--|
| TRUE                   | 7866        | 82.31% |  |
| FALSE                  | 747         | 7.82%  |   |
| Don't Know             | 943         | 9.87%  |   |
| <b>Total Responses</b> | <b>9556</b> |        | <b>20%</b> <b>40%</b> <b>60%</b> <b>80%</b> <b>100%</b>                            |




14.

(k).My school communicates with students throughout the year about what they should do in the event of a school emergency.

| Responses              | Count       | %      | Percentage of total respondents  |
|------------------------|-------------|--------|--|
| TRUE                   | 7072        | 74.39% |  |
| FALSE                  | 1082        | 11.38% |   |
| Don't Know             | 1353        | 14.23% |   |
| <b>Total Responses</b> | <b>9507</b> |        | <b>20%</b> <b>40%</b> <b>60%</b> <b>80%</b> <b>100%</b>                            |




14.

(l).Students are trained to be on the lookout for anything out of the ordinary (people, behavior, containers, broken air vents, vehicles).

| Responses              | Count       | %      | Percentage of total respondents  |
|------------------------|-------------|--------|--|
| TRUE                   | 4702        | 49.32% |  |
| FALSE                  | 2826        | 29.64% |  |
| Don't Know             | 2006        | 21.04% |  |
| <b>Total Responses</b> | <b>9534</b> |        | <b>20%</b> <b>40%</b> <b>60%</b> <b>80%</b> <b>100%</b>                              |




14.

(m).School staff members are visible in the hallways during non-class times.

| Responses              | Count       | %      | Percentage of total respondents  |
|------------------------|-------------|--------|--|
| TRUE                   | 6306        | 66.06% |  |
| FALSE                  | 1464        | 15.34% |   |
| Don't Know             | 1776        | 18.60% |  |
| <b>Total Responses</b> | <b>9546</b> |        | <b>20%</b> <b>40%</b> <b>60%</b> <b>80%</b> <b>100%</b>                              |

14.

(n).I know what to do in the event of a code red or code yellow lockdown at my school.

| Responses              | Count       | %      | Percentage of total respondents  |
|------------------------|-------------|--------|--|
| TRUE                   | 7692        | 80.65% |  |
| FALSE                  | 997         | 10.45% |   |
| Don't Know             | 848         | 8.89%  |   |
| <b>Total Responses</b> | <b>9537</b> |        | <b>20%</b> <b>40%</b> <b>60%</b> <b>80%</b> <b>100%</b>                              |

How many times during the past 30 days did you:

Q15. .

**Q15(a). Smoke a cigarette?**

| Responses                   | Count       | Assigned Weight | %      | Percentage of total respondents  |     |     |     |     |      |
|-----------------------------|-------------|-----------------|--------|--|-----|-----|-----|-----|------|
| 0 times                     | 8902        | 1               | 92.98% |  |     |     |     |     |      |
| 1-2 times                   | 293         | 2               | 3.06%  |  |     |     |     |     |      |
| 3-4 times                   | 83          | 3               | 0.87%  |  |     |     |     |     |      |
| 5-6 times                   | 32          | 4               | 0.33%  |  |     |     |     |     |      |
| 7 or more                   | 264         | 5               | 2.76%  |  |     |     |     |     |      |
| <b>Weighted Score: 1.17</b> |             |                 |        |  |     |     |     |     |      |
| <b>Total Responses</b>      | <b>9574</b> |                 |        | <table border="1" style="display: inline-table; border-collapse: collapse;"> <tr> <td style="width: 20%; text-align: center;">20%</td> <td style="width: 20%; text-align: center;">40%</td> <td style="width: 20%; text-align: center;">60%</td> <td style="width: 20%; text-align: center;">80%</td> <td style="width: 20%; text-align: center;">100%</td> </tr> </table> | 20% | 40% | 60% | 80% | 100% |
| 20%                         | 40%         | 60%             | 80%    | 100%   |     |     |     |     |      |

**Q15(b). Use smokeless tobacco, such as dip, chew, or snuff?**

| Responses                   | Count       | Assigned Weight | %      | Percentage of total respondents  |     |     |     |     |      |
|-----------------------------|-------------|-----------------|--------|--|-----|-----|-----|-----|------|
| 0 times                     | 9289        | 1               | 97.18% |  |     |     |     |     |      |
| 1-2 times                   | 114         | 2               | 1.19%  |  |     |     |     |     |      |
| 3-4 times                   | 29          | 3               | 0.30%  |  |     |     |     |     |      |
| 5-6 times                   | 14          | 4               | 0.15%  |  |     |     |     |     |      |
| 7 or more                   | 113         | 5               | 1.18%  |  |     |     |     |     |      |
| <b>Weighted Score: 1.07</b> |             |                 |        |  |     |     |     |     |      |
| <b>Total Responses</b>      | <b>9559</b> |                 |        | <table border="1" style="display: inline-table; border-collapse: collapse;"> <tr> <td style="width: 20%; text-align: center;">20%</td> <td style="width: 20%; text-align: center;">40%</td> <td style="width: 20%; text-align: center;">60%</td> <td style="width: 20%; text-align: center;">80%</td> <td style="width: 20%; text-align: center;">100%</td> </tr> </table> | 20% | 40% | 60% | 80% | 100% |
| 20%                         | 40%         | 60%             | 80%    | 100%   |     |     |     |     |      |

**Q15(c). Have a drink of alcohol (more than a few sips)?**

| Responses                   | Count       | Assigned Weight | %      | Percentage of total respondents  |     |     |     |     |      |
|-----------------------------|-------------|-----------------|--------|--|-----|-----|-----|-----|------|
| 0 times                     | 8059        | 1               | 84.69% |  |     |     |     |     |      |
| 1-2 times                   | 778         | 2               | 8.18%  |  |     |     |     |     |      |
| 3-4 times                   | 253         | 3               | 2.66%  |  |     |     |     |     |      |
| 5-6 times                   | 93          | 4               | 0.98%  |  |     |     |     |     |      |
| 7 or more                   | 333         | 5               | 3.50%  |  |     |     |     |     |      |
| <b>Weighted Score: 1.30</b> |             |                 |        |  |     |     |     |     |      |
| <b>Total Responses</b>      | <b>9516</b> |                 |        | <table border="1" style="display: inline-table; border-collapse: collapse;"> <tr> <td style="width: 20%; text-align: center;">20%</td> <td style="width: 20%; text-align: center;">40%</td> <td style="width: 20%; text-align: center;">60%</td> <td style="width: 20%; text-align: center;">80%</td> <td style="width: 20%; text-align: center;">100%</td> </tr> </table> | 20% | 40% | 60% | 80% | 100% |
| 20%                         | 40%         | 60%             | 80%    | 100%   |     |     |     |     |      |

**Q15(d). Have five or more drinks in a row?**

| Responses | Count | Assigned Weight | %      | Percentage of total respondents |
|-----------|-------|-----------------|--------|---------------------------------|
| 0 times   | 8824  | 1               | 92.57% |                                 |
| 1-2 times | 298   | 2               | 3.13%  |                                 |
| 3-4 times | 119   | 3               | 1.25%  |                                 |

|                             |             |   |       |  |
|-----------------------------|-------------|---|-------|--|
| 5-6 times                   | 58          | 4 | 0.61% |  |
| 7 or more                   | 233         | 5 | 2.44% |  |
| <b>Weighted Score: 1.17</b> |             |   |       |  |
| <b>Total Responses</b>      | <b>9532</b> |   |       |  |

**Q15(e). Smoke or consume marijuana?**

| Responses                   | Count       | Assigned Weight | %      | Percentage of total respondents |
|-----------------------------|-------------|-----------------|--------|---------------------------------|
| 0 times                     | 8739        | 1               | 91.71% |                                 |
| 1-2 times                   | 300         | 2               | 3.15%  |                                 |
| 3-4 times                   | 98          | 3               | 1.03%  |                                 |
| 5-6 times                   | 51          | 4               | 0.54%  |                                 |
| 7 or more                   | 341         | 5               | 3.58%  |                                 |
| <b>Weighted Score: 1.21</b> |             |                 |        |                                 |
| <b>Total Responses</b>      | <b>9529</b> |                 |        |                                 |

**Q15(f). Use cocaine?**

| Responses                   | Count       | Assigned Weight | %      | Percentage of total respondents |
|-----------------------------|-------------|-----------------|--------|---------------------------------|
| 0 times                     | 9400        | 1               | 98.44% |                                 |
| 1-2 times                   | 53          | 2               | 0.56%  |                                 |
| 3-4 times                   | 13          | 3               | 0.14%  |                                 |
| 5-6 times                   | 12          | 4               | 0.13%  |                                 |
| 7 or more                   | 71          | 5               | 0.74%  |                                 |
| <b>Weighted Score: 1.04</b> |             |                 |        |                                 |
| <b>Total Responses</b>      | <b>9549</b> |                 |        |                                 |

**Q15(g). Sniff glue, inhaled paints or sprays to get high?**

| Responses                   | Count       | Assigned Weight | %      | Percentage of total respondents |
|-----------------------------|-------------|-----------------|--------|---------------------------------|
| 0 times                     | 9237        | 1               | 97.06% |                                 |
| 1-2 times                   | 169         | 2               | 1.78%  |                                 |
| 3-4 times                   | 29          | 3               | 0.30%  |                                 |
| 5-6 times                   | 13          | 4               | 0.14%  |                                 |
| 7 or more                   | 69          | 5               | 0.73%  |                                 |
| <b>Weighted Score: 1.06</b> |             |                 |        |                                 |
| <b>Total Responses</b>      | <b>9517</b> |                 |        |                                 |

**Q15(h). Use methamphetamines, such as crystal, ice, crank, speed, chalk?**

| Responses | Count | Assigned Weight | %      | Percentage of total respondents |
|-----------|-------|-----------------|--------|---------------------------------|
| 0 times   | 9384  | 1               | 98.42% |                                 |

|                             |             |   |       |  |
|-----------------------------|-------------|---|-------|--|
| 1-2 times                   | 51          | 2 | 0.53% |  |
| 3-4 times                   | 13          | 3 | 0.14% |  |
| 5-6 times                   | 12          | 4 | 0.13% |  |
| 7 or more                   | 75          | 5 | 0.79% |  |
| <b>Weighted Score: 1.04</b> |             |   |       |  |
| <b>Total Responses</b>      | <b>9535</b> |   |       |  |

**Q15(i). Use prescription drugs to get high, such as Vicodin, OxyContin, and Methadone?**

| Responses                   | Count       | Assigned Weight | %      | Percentage of total respondents |
|-----------------------------|-------------|-----------------|--------|---------------------------------|
| 0 times                     | 9252        | 1               | 97.15% |                                 |
| 1-2 times                   | 112         | 2               | 1.18%  |                                 |
| 3-4 times                   | 51          | 3               | 0.54%  |                                 |
| 5-6 times                   | 20          | 4               | 0.21%  |                                 |
| 7 or more                   | 88          | 5               | 0.92%  |                                 |
| <b>Weighted Score: 1.07</b> |             |                 |        |                                 |
| <b>Total Responses</b>      | <b>9523</b> |                 |        |                                 |

**Q15(j). Use over the counter drugs to get high, such as over the counter drugs include cough & cold medications, diet pills?**

| Responses                   | Count       | Assigned Weight | %      | Percentage of total respondents |
|-----------------------------|-------------|-----------------|--------|---------------------------------|
| 0 times                     | 9295        | 1               | 97.41% |                                 |
| 1-2 times                   | 126         | 2               | 1.32%  |                                 |
| 3-4 times                   | 38          | 3               | 0.40%  |                                 |
| 5-6 times                   | 19          | 4               | 0.20%  |                                 |
| 7 or more                   | 64          | 5               | 0.67%  |                                 |
| <b>Weighted Score: 1.05</b> |             |                 |        |                                 |
| <b>Total Responses</b>      | <b>9542</b> |                 |        |                                 |

**Q15(k). Use other illegal drugs such as heroin, hallucinogens, depressants or tranquilizers?**

| Responses                   | Count       | Assigned Weight | %      | Percentage of total respondents |
|-----------------------------|-------------|-----------------|--------|---------------------------------|
| 0 times                     | 9342        | 1               | 98.17% |                                 |
| 1-2 times                   | 71          | 2               | 0.75%  |                                 |
| 3-4 times                   | 23          | 3               | 0.24%  |                                 |
| 5-6 times                   | 7           | 4               | 0.07%  |                                 |
| 7 or more                   | 73          | 5               | 0.77%  |                                 |
| <b>Weighted Score: 1.05</b> |             |                 |        |                                 |
| <b>Total Responses</b>      | <b>9516</b> |                 |        |                                 |

**Q15(l). Use anabolic steroids or Human Growth Hormone (HGH) without a prescription?**

| Responses                   | Count       | Assigned Weight | %      | Percentage of total respondents   |
|-----------------------------|-------------|-----------------|--------|---|
| 0 times                     | 9378        | 1               | 98.81% |   |
| 1-2 times                   | 33          | 2               | 0.35%  |   |
| 3-4 times                   | 13          | 3               | 0.14%  |   |
| 5-6 times                   | 7           | 4               | 0.07%  |   |
| 7 or more                   | 60          | 5               | 0.63%  |   |
| <b>Weighted Score: 1.03</b> |             |                 |        |   |
| <b>Total Responses</b>      | <b>9491</b> |                 |        | <div style="display: flex; justify-content: space-between;"> <span>20%</span> <span>40%</span> <span>60%</span> <span>80%</span> <span>100%</span> </div> |

**Q15(m). Grab, shove, punch or kick someone in a mean way?**

| Responses                   | Count       | Assigned Weight | %      | Percentage of total respondents   |
|-----------------------------|-------------|-----------------|--------|---|
| 0 times                     | 7974        | 1               | 83.75% |   |
| 1-2 times                   | 1043        | 2               | 10.95% |   |
| 3-4 times                   | 240         | 3               | 2.52%  |   |
| 5-6 times                   | 59          | 4               | 0.62%  |   |
| 7 or more                   | 205         | 5               | 2.15%  |   |
| <b>Weighted Score: 1.26</b> |             |                 |        |   |
| <b>Total Responses</b>      | <b>9521</b> |                 |        | <div style="display: flex; justify-content: space-between;"> <span>20%</span> <span>40%</span> <span>60%</span> <span>80%</span> <span>100%</span> </div> |

**Q15(n). Bring a weapon, such as a gun or knife, to school?**

| Responses                   | Count       | Assigned Weight | %      | Percentage of total respondents   |
|-----------------------------|-------------|-----------------|--------|---|
| 0 times                     | 9317        | 1               | 97.65% |   |
| 1-2 times                   | 124         | 2               | 1.30%  |   |
| 3-4 times                   | 22          | 3               | 0.23%  |   |
| 5-6 times                   | 8           | 4               | 0.08%  |   |
| 7 or more                   | 70          | 5               | 0.73%  |   |
| <b>Weighted Score: 1.05</b> |             |                 |        |   |
| <b>Total Responses</b>      | <b>9541</b> |                 |        | <div style="display: flex; justify-content: space-between;"> <span>20%</span> <span>40%</span> <span>60%</span> <span>80%</span> <span>100%</span> </div> |

**Q15(o). Skip class?**

| Responses                   | Count | Assigned Weight | %      | Percentage of total respondents |
|-----------------------------|-------|-----------------|--------|---------------------------------|
| 0 times                     | 8038  | 1               | 84.42% |                                 |
| 1-2 times                   | 918   | 2               | 9.64%  |                                 |
| 3-4 times                   | 250   | 3               | 2.63%  |                                 |
| 5-6 times                   | 71    | 4               | 0.75%  |                                 |
| 7 or more                   | 244   | 5               | 2.56%  |                                 |
| <b>Weighted Score: 1.27</b> |       |                 |        |                                 |

|                        |             |  |            |            |            |            |             |
|------------------------|-------------|--|------------|------------|------------|------------|-------------|
| <b>Total Responses</b> | <b>9521</b> |  | <b>20%</b> | <b>40%</b> | <b>60%</b> | <b>80%</b> | <b>100%</b> |
|------------------------|-------------|--|------------|------------|------------|------------|-------------|

## WCSD Student School Safety Survey

### Demographic Information

Please tell us a little about yourself.

(Questions 1-3 are pre-populated)

- 1 **School**
- 2 **Grade**
- 3 **Race**

### Physical and Social-Emotional Safety

How strongly do you agree or disagree with the following statements?

|  | Strongly Disagree | Disagree | Neither Disagree nor Agree | Agree | Strongly Agree |
|--|-------------------|----------|----------------------------|-------|----------------|
| 4a <b>I feel safe on the way to and from school.</b>                               | A                 | B        | C                          | D     | E              |
| 4b <b>I feel safe while at school</b> (If strongly agree or agree, skip Qs 5a-5c ) | A                 | B        | C                          | D     | E              |
| 5a <b>I feel safe during lunchtime at school.</b>                                  | A                 | B        | C                          | D     | E              |
| 5b <b>I feel safe in the restrooms at school.</b>                                  | A                 | B        | C                          | D     | E              |
| 5c <b>I feel safe moving between classes</b>                                       | A                 | B        | C                          | D     | E              |

During the past 30 days, how many times **on school property** have you:

|   | 0 times | 1-2 times | 3-4 times | 5-6 times | 7 or more times |
|---|---------|-----------|-----------|-----------|-----------------|
| 6a <b>been grabbed, shoved, punched or kicked by someone being mean?</b>  | A       | B         | C         | D         | E               |
| 6b <b>been cursed at, verbally threatened, or made fun of by someone being mean?</b>  | A       | B         | C         | D         | E               |
| 6c <b>been in a physical fight?</b>   | A       | B         | C         | D         | E               |
| 6d <b>seen another student with a gun, knife, or other weapon?</b>  | A       | B         | C         | D         | E               |
| 6e <b>been threatened with a gun, knife, or other weapon?</b>   | A       | B         | C         | D         | E               |
| 6f <b>had property stolen or deliberately damaged, such as your books, clothing, or car?</b>  | A       | B         | C         | D         | E               |
| 6g <b>received cruel, vicious, or threatening messages through text messaging, email, or social networking sites?</b>                           | A       | B         | C         | D         | E               |
| 6h <b>had someone take your picture and forward it to other people's phones or posted it on the internet without your knowledge or consent?</b> | A       | B         | C         | D         | E               |
| 6i <b>had someone hack into your email account or used your phone to send mean or embarrassing material to others?</b>                          | A       | B         | C         | D         | E               |
| 6j <b>been targeted, such as teased, called mean names, or was physically attacked, by another student?</b> (If 0 times, skip Qs 7a-8)          | A       | B         | C         | D         | E               |

Please indicate the reason(s) why you were targeted:

|  | Yes | No | Don't Know |
|--|-----|----|------------|
| 7a <b>Your race, ethnicity, or national origin.</b>  | A   | B  | DK         |
| 7b <b>Your religious beliefs.</b>  | A   | B  | DK         |
| 7c <b>Your gender (being male or female).</b>  | A   | B  | DK         |
| 7d <b>A physical or mental disability.</b>   | A   | B  | DK         |
| 7e <b>Because of the way I dress.</b>  | A   | B  | DK         |
| 7f <b>Because you are gay, lesbian, bisexual, or someone thought you were.</b>                           | A   | B  | DK         |
| 7g <b>Because of my physical characteristics (weight, height, hair color)</b>                            | A   | B  | DK         |
| 8 <b>If there are other reasons why you were targeted that are not described above, please describe:</b> |     |    |            |

|                         |   |                   |           |                            |           |                 |
|-------------------------|---|-------------------|-----------|----------------------------|-----------|-----------------|
| 9                       | <b>Do you ride the school bus? (if no, skip Qs 10a-11b)</b>   | Yes               | No        |                            |           |                 |
|                         | <i>During the <b>past 30 days</b>, how many times <b>on the school bus</b> have you:</i>  | 0 times           | 1-2 times | 3-4 times                  | 5-6 times | 7 or more times |
| 10a                     | <b>been grabbed, shoved, punched or kicked by someone being mean?</b>   | A                 | B         | C                          | D         | E               |
| 10b                     | <b>been cursed at, threatened, or made fun of by someone being mean?</b>  | A                 | B         | C                          | D         | E               |
|                         | <i>How strongly do you agree or disagree with the following statements?</i>   | Strongly Disagree | Disagree  | Neither Disagree nor Agree | Agree     | Strongly Agree  |
| 11a                     | <b>I feel safe at school bus stops.</b>   | A                 | B         | C                          | D         | E               |
| 11b                     | <b>I feel safe riding on the school bus.</b>  | A                 | B         | C                          | D         | E               |
| 12                      | <b>Do you participate in any extra-curricular activities? (such as sports, drama, band, debate, or others) If no, skip Qs 13a-13b</b>         | Yes               | No        |                            |           |                 |
|                         | <i>During the <b>past 30 days</b>, how many times <b>at an extra-curricular activity</b> have you:</i>  | 0 times           | 1-2 times | 3-4 times                  | 5-6 times | 7 or more times |
| 13a                     | <b>been grabbed, shoved, punched or kicked by someone being mean?</b>   | A                 | B         | C                          | D         | E               |
| 13b                     | <b>been cursed at, threatened, or made fun of by someone being mean?</b>  | A                 | B         | C                          | D         | E               |
| <b>Safety Knowledge</b> |   |                   |           |                            |           |                 |
|                         | <i>Please indicate whether each statement is true or false:</i>   | TRUE              | FALSE     | Don't Know                 |           |                 |
| 14a                     | <b>I know the purpose of Secret Witness.</b>  | T                 | F         | DK                         |           |                 |
| 14b                     | <b>I know where to find the phone and/or text number for Secret Witness.</b>  | T                 | F         | DK                         |           |                 |
| 14c                     | <b>I know who to go to for help if I am bullied in school.</b>  | T                 | F         | DK                         |           |                 |
| 14d                     | <b>I know the locations of fire extinguishers in my school.</b>   | T                 | F         | DK                         |           |                 |
| 14e                     | <b>I know how to use a fire extinguisher.</b>   | T                 | F         | DK                         |           |                 |
| 14f                     | <b>In the case of a fire, I know to leave the school and clear 50 feet away from the building.</b>  | T                 | F         | DK                         |           |                 |
| 14g                     | <b>I know the locations of the emergency exits at my school.</b>  | T                 | F         | DK                         |           |                 |
| 14h                     | <b>I would take cover under tables or desks in the event of an explosion, earthquake, or crash while I am in the school building.</b>         | T                 | F         | DK                         |           |                 |
| 14i                     | <b>If I saw a suspicious object or potential bomb at school, I would immediately alert School Police or an adult at school.</b>               | T                 | F         | DK                         |           |                 |
| 14j                     | <b>In the event of an emergency <u>at school</u> I know what to do.</b>   | T                 | F         | DK                         |           |                 |
| 14k                     | <b>My school communicates with <u>students</u> throughout the year about what they should do in the event of a school emergency.</b>          | T                 | F         | DK                         |           |                 |
| 14l                     | <b>Students are trained to be on the lookout for anything out of the ordinary (people, behavior, containers, broken air vents, vehicles).</b> | T                 | F         | DK                         |           |                 |
| 14m                     | <b>School staff members are visible in the hallways during non-class times.</b>   | T                 | F         | DK                         |           |                 |
| 14n                     | <b>I know what to do in the event of a code red or code yellow lockdown at my school.</b>   | T                 | F         | DK                         |           |                 |

**Behavior**

| <i>How many times during the <b>past 30 days</b> did you:</i> |   | 0 times | 1-2 times | 3-4 times | 5-6 times | 7 or more times |
|---|---|---------|-----------|-----------|-----------|-----------------|
| 15a   | <b>Smoke a cigarette?</b>   | A       | B         | C         | D         | E               |
| 15b   | <b>Use smokeless tobacco, such as dip, chew, or snuff?</b>  | A       | B         | C         | D         | E               |
| 15c   | <b>Have a drink of alcohol (more than a few sips)?</b>  | A       | B         | C         | D         | E               |
| 15d   | <b>Have five or more drinks in a row?</b>   | A       | B         | C         | D         | E               |
| 15e   | <b>Smoke or consume marijuana?</b>  | A       | B         | C         | D         | E               |
| 15f   | <b>Use cocaine?</b>   | A       | B         | C         | D         | E               |
| 15g   | <b>Sniff glue, inhaled paints or sprays to get high?</b>  | A       | B         | C         | D         | E               |
| 15h   | <b>Use methamphetamines, such as crystal, ice, crank, speed, chalk?</b>   | A       | B         | C         | D         | E               |
| 15i   | <b>Use prescription drugs to get high, such as Vicodin, OxyContin, and Methadone?</b>   | A       | B         | C         | D         | E               |
| 15j   | <b>Use over the counter drugs to get high, such as over the counter drugs include cough &amp; cold medications, diet pills?</b> | A       | B         | C         | D         | E               |
| 15k   | <b>Use other illegal drugs such as heroin, hallucinogens, depressants or tranquilizers?</b>                                     | A       | B         | C         | D         | E               |
| 15l   | <b>Use anabolic steroids or Human Growth Hormone (HGH) without a prescription?</b>  | A       | B         | C         | D         | E               |
| 15m   | <b>Grab, shove, punch or kick someone in a mean way?</b>  | A       | B         | C         | D         | E               |
| 15n   | <b>Bring a weapon, such as a gun or knife, to school?</b>   | A       | B         | C         | D         | E               |
| 15o   | <b>Skip class?</b>  | A       | B         | C         | D         | E               |